



ASD E-Learning Choice Board

- Students should choose at least one square to complete from each subject area column.
- Circle the activities completed and have caregiver/parent/guardian sign the bottom of the form.
- Students, return this sheet to your teacher when you return to school.

Math	Reading	Writing	Science	Specialist
Play Fuzz Bugs pattern making https://www.abcya.com/games/fuzz-bugs-patterns	Listen to one of the stories from this website and tell a stuffed animal what happened in the book.	Review reading and writing your color words using the attached paper .	Look out your window and look at the weather. Draw what you see and label it using the attached paper .	Physical Education (directions on back)
Play a board game or a card game.	Read a book with a family member for 20 minutes and talk about your favorite part.	Make a card for a friend on a blank piece of paper. Write them a note and sign your name.	Do a sink or float experiment. Fill up a bowl or bucket with water, and use objects around your house to see which ones Sink or Float?	Music (directions on back)
Fill in the 100's chart. Color in the multiples of 5. Count by 1's, 5's, and 10's to 100. Hundreds Chart	Read book for 20 minutes this could be on Raz-Kid/Epic. Tell someone about the book.	Write 2 sentences and draw a picture of something you did today! Sight Words	Build a snowman or a snow fort. Draw a picture of what you made. This can be on a blank piece of paper.	Visual Arts (directions on back)
30 minutes of Starfall	Read the room Look at the list of sight words and try to find them around your house (look in books, in your kitchen, at games or other print)	Complete sentence scramble worksheet . Cut up the words and glue the words order. Then write the sentence 2 times on the worksheet.	Follow a recipe and bake cookies. Here is a cookie recipe if you need one!	

Student Name _____

Caregiver Signature _____

Date _____

Physical Education

- Dance or move to 2 of your favorite songs.
- Hop in place 30 times.
- Choose 3 animals and move like each animal for 1 minute each.
- Walk up/down the stairs for 4 minutes.
- Stretching; butterfly stretch, v-sit, side stretches, arm stretch above head, arm stretch across body, arm stretch
- Dance along to [Dino Stomp](#), [Koo Koo Kangaroo](#).

Music:

- Find a favorite song (from music class or elsewhere) on Youtube and dance to it with a caregiver.
- Teach your caregiver to how to sing [Had a Little Rooster](#) and [No More Pie](#).

Visual Arts

- Complete the [Shape Robot Coloring Page](#).

High-Frequency Sight Words

I	you	for	help
can	do	have	too
the	my	of	has
we	are	they	play
see	he	said	look
a	with	want	where
like	is	here	good
to	little	me	who
and	she	this	come
go	was	what	does


Name: _____



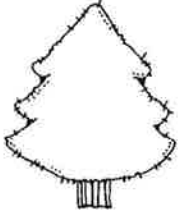
red



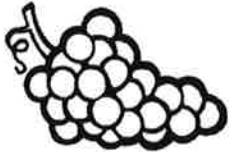
blue



yellow



green



purple



orange



brown



black

Name: _____

Date: _____


Sentence Scramble #1

Directions: Cut and put the puzzles together. Copy the sentence.

--	--	--	--	--




©Teaching BillFizzCend 2016



I

a

scarf.




red

have

Name _____

When I Look Out My Window, I see:



Today the weather is _____

_____.

Sink or Float?

Material	Prediction (circle one)	Observations	Conclusion
	sink float		sink float
	sink float		sink float
	sink float		sink float
	sink float		sink float
	sink float		sink float



Scientist Name: _____

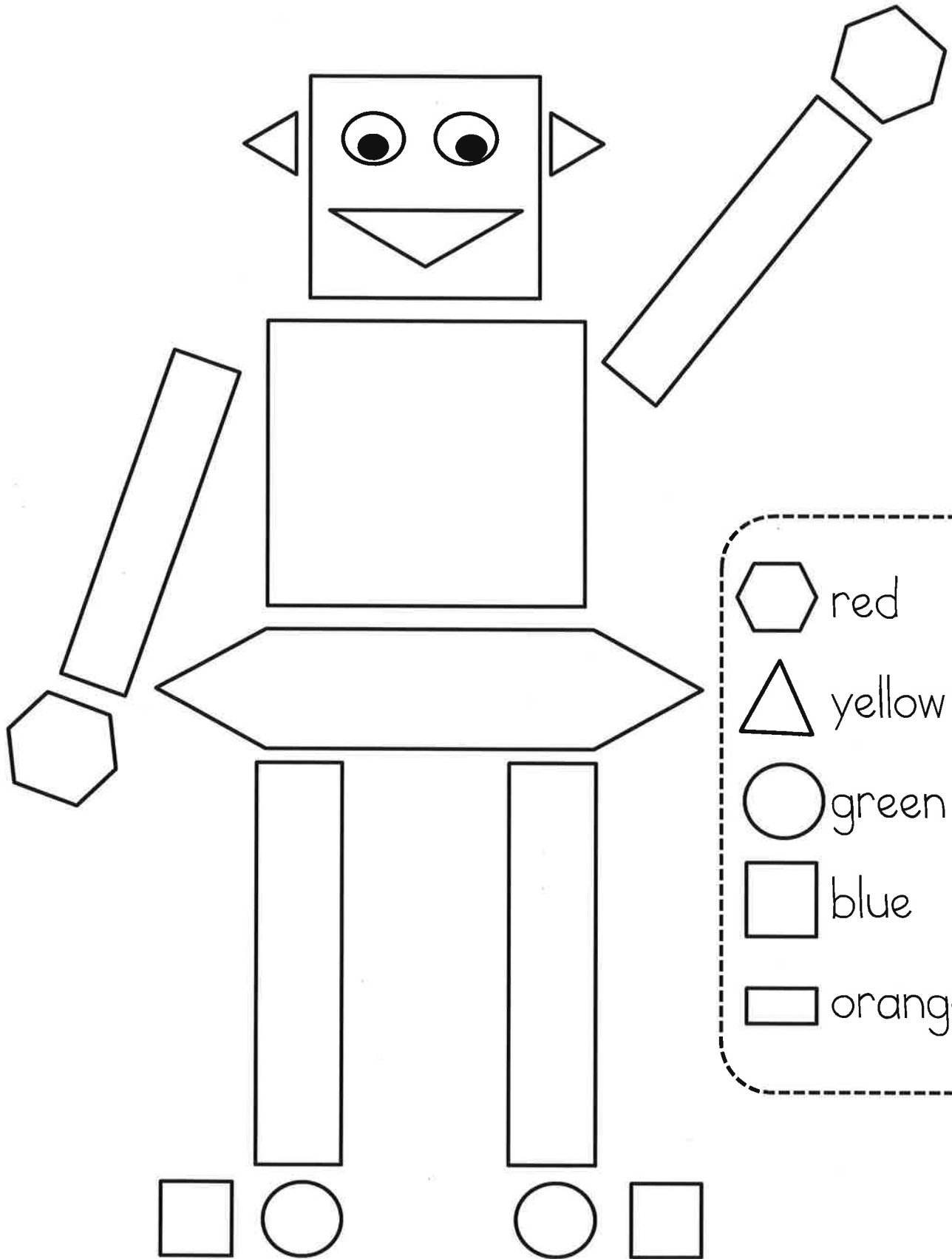
Easy Sugar Cookies

Ingredients

- 2 3/4 cups all-purpose flour
- 1 teaspoon baking soda
- 1/2 teaspoon baking powder
- 1 cup butter, softened
- 1 1/2 cups white sugar
- 1 egg
- 1 teaspoon vanilla extract

Directions

1. Preheat oven to 375 degrees F (190 degrees C). In a small bowl, stir together flour, baking soda, and baking powder. Set aside.
2. In a large bowl, cream together the butter and sugar until smooth. Beat in egg and vanilla. Gradually blend in the dry ingredients. Roll rounded teaspoonfuls of dough into balls, and place onto ungreased cookie sheets.
3. Bake 8 to 10 minutes in the preheated oven, or until golden. Let stand on cookie sheet two minutes before removing to cool on wire racks.



hexagon red

triangle yellow

circle green

square blue

rectangle orange